

Building Mobile Applications with Drupal

Florida DrupalCamp 2012

Jeff Linwood
Biscotti Labs

<http://www.jefflinwood.com/>

@jefflinwood
github:jefflinwood





Saturday, February 11, 12



Give us a Call: (512) 588-3546 or [Contact Us Directly](#).

[Home](#)

[App](#)

[Support](#)

[Contact](#)

EveryMarathon - iPhone

Over 400 Road and Trail Marathons



Marathons from all 50 States

We've added up-to-date marathon race profiles to our calendar, and we're adding new marathons all the time!



Track Marathons you've finished

Easily mark marathons you've already done as finished, and display them on a map on the US!

 [Download App](#)

[Learn More](#)

\$2.99
for iPhone
ver.1.0.0



Can you make my
Drupal site into an
app?

YES!



+



=



Use **Drupal** to build
great apps

HTML CSS

Drupal

JavaScript

I has a question...



What
is an
APP?



Native

Android
iPhone, iPad



HTML5

Mobile
Framework



Hybrid

PhoneGap

Native apps



iPhone: Objective-C
Android: Java

Drupal iOS SDK

<https://github.com/workhabitinc/drupal-ios-sdk>

Example iPad app, also on GitHub

Dandy: Drupal Android

<https://github.com/workhabitinc/dandy>

**Do I want to build a
native app?**

What is PhoneGap?

**Mobile web apps get
smartphone features**

**Extend your mobile
web apps
with native functionality**

Camera

Push notifications

Geolocation

Plugins

Maps

Drupal Plugin for PhoneGap

Can I sell a PhoneGap
app in the App Store or
Android Market?

Can I display ads in a
PhoneGap app?

Go responsive...

...and make your
Drupal site an app

PhoneGap Tips

Debug in Chrome or
Safari, not in app

Put External Hosts in Config

Find new **Plugins** on
GitHub

Test on real devices





Configuring Drupal

▼ SERVICES

ENABLED	NAME	VERSION	DESCRIPTION
<input checked="" type="checkbox"/>	Services	7.x-3.1	Provide an API for creating web services. Requires: Chaos tools (enabled) Required by: REST Server (enabled), REST Server plist Support (enabled), OAuth Authentication (disabled), Services Test Resource (disabled), Services Views (enabled), XMLRPC Server (disabled)
<input type="checkbox"/>	Services Test Resource	7.x-3.1	Provide test methods to check different situations. Requires: Services (enabled), Chaos tools (enabled)
<input checked="" type="checkbox"/>	Services Views	7.x-1.x-dev	Build service endpoints with Views. Requires: Services (enabled), Chaos tools (enabled), Views (enabled)
<input type="checkbox"/>	xCal and iCal formats	7.x-3.1	Provides xCal and iCal formatters for the REST server.

▼ SERVICES - SERVERS

ENABLED	NAME	VERSION	DESCRIPTION
<input checked="" type="checkbox"/>	REST Server	7.x-3.1	Provides an REST server. Requires: Services (enabled), Chaos tools (enabled) Required by: REST Server plist Support (enabled)
<input checked="" type="checkbox"/>	REST Server plist Support	7.x-1.0	Provides binary and xml plist support for the REST Server. Requires: REST Server (enabled), Services (enabled), Chaos tools
<input type="checkbox"/>	XMLRPC Server	7.x-3.1	Provides a XMLRPC server. Requires: Services (enabled), Chaos tools (enabled)



[Home](#) » [Administration](#) » [Structure](#)

Services are collections of methods available to remote applications. They are defined in modules, and may be accessed in a number of ways through server modules. Visit the [Services Handbook](#) for help and information.

All enabled services and methods are shown. Click on any method to view information or test.

 [+ Add](#) [+ Import](#)

Storage

- All -

Enabled

- All -

Search

Sort by

Enabled, name

Order

Up

Apply

Reset

NAME	STORAGE	OPERATIONS
plist_services	Normal	Edit Resources ▼

Add a new endpoint

[Home](#) » [Administration](#) » [Structure](#) » [Services](#)

Name *

The unique ID for this endpoint.

Server *

Select a the server that should be used to handle requests to this endpoint.

Path to endpoint *





Debug mode enabled

Useful for developers. Do not enable on production environments

Authentication

Session authentication

Choose which authentication schemes that should be used with your endpoint. If no authentication method is selected all requests will be done by an anonymous user.



Services +



[Home](#) » [Administration](#) » [Structure](#)

Services are collections of methods available to remote applications. They are defined in modules, and may be accessed in a number of ways through server modules. Visit the [Services Handbook](#) for help and information.

All enabled services and methods are shown. Click on any method to view information or test.

[+](#) Add [+](#) Import

Storage

- All -

Enabled

- All -

Search

Sort by

Enabled, name


Order

Up

Apply

Reset


NAME	STORAGE	OPERATIONS
plist_services	Normal	Edit Resources ▼
rest	Normal	Edit Resources ▼



RESOURCES

Select the resource(s) or resource group(s) you would like to enable, and click *Save*.

<input type="checkbox"/>	RESOURCE	DESCRIPTION	ALIAS
<input type="checkbox"/>	▶ comment		<input type="text"/>
<input type="checkbox"/>	▶ file		<input type="text"/>
<input type="checkbox"/>	▶ node		<input type="text"/>
<input type="checkbox"/>	▶ system		<input type="text"/>
<input type="checkbox"/>	▶ taxonomy_term		<input type="text"/>
<input type="checkbox"/>	▶ taxonomy_vocabulary		<input type="text"/>
<input type="checkbox"/>	▶ user		<input type="text"/>
<input type="checkbox"/>	▶ views		<input type="text"/>




Save

RESOURCES

Select the resource(s) or resource group(s) you would like to enable, and click *Save*.


<input type="checkbox"/>	RESOURCE	DESCRIPTION	ALIAS
<input type="checkbox"/>	▶ comment		<input type="text"/>
<input type="checkbox"/>	▶ file		<input type="text"/>
<input type="checkbox"/>	▶ node		<input type="text"/>
<input type="checkbox"/>	▼ system		<input type="text"/>
<input checked="" type="checkbox"/>	connect	No description is available	
<input type="checkbox"/>	get_variable	Returns the value of a system variable using <code>variable_get()</code> .	

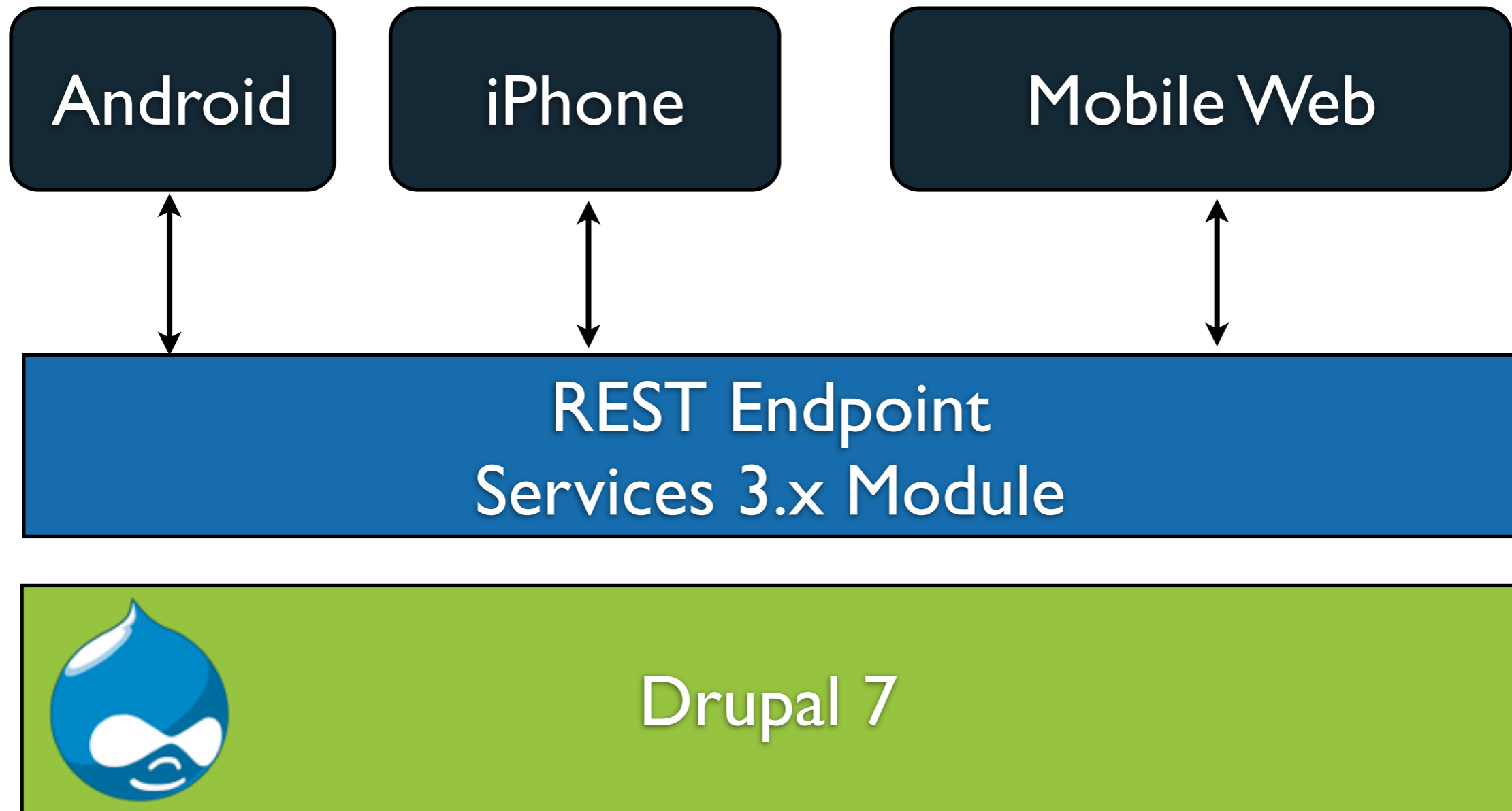


RESOURCES

Select the resource(s) or resource group(s) you would like to enable, and click *Save*.

<input type="checkbox"/>	RESOURCE	DESCRIPTION	ALIAS
<input type="checkbox"/>	▶ comment		<input type="text"/>
<input type="checkbox"/>	▶ file		<input type="text"/>
<input type="checkbox"/>	▼ node		<input type="text"/>
<input checked="" type="checkbox"/>	retrieve	No description is available	
<input checked="" type="checkbox"/>	create	No description is available	
<input checked="" type="checkbox"/>	update	No description is available	
<input type="checkbox"/>	delete	No description is available	
<input checked="" type="checkbox"/>	index	No description is available	
<input checked="" type="checkbox"/>	files	This method returns files associated with a node.	





Can I take a picture
with my phone and
send it to Drupal?

.....Or a video?

Now for something
more fun

App Demo



Phone**Gap**



Building Mobile Applications

Creating iOS applications with jQuery Mobile, PhoneGap, and Drupal 7



Jeff Linwood

1st Chapter, Early Release

To follow my app adventures

- <http://www.jefflinwood.com/>
- <http://www.biscottilabs.com/>
- `github:jefflinwood`
- `twitter: @jefflinwood`
- Always interested in new apps and projects